

# RLX

---

FOUR YEAR  
COMPLIMENTARY  
MAINTENANCE



## FOUR YEAR COMPLIMENTARY MAINTENANCE

---

Your new Acura RLX will provide you with years of enjoyment. We at Acura are committed to keeping your RLX in pristine condition. Therefore, we have included, as part of your purchase, complimentary maintenance for four years or 80,000 km (whichever occurs first).

## MAINTENANCE MINDER ICON

---

Your RLX is equipped with an on-board system called Maintenance Minder.<sup>TM</sup> Maintenance Minder is an intelligent system which monitors your personal driving habits and adjusts the service requirements of your RLX in accordance with how you use your vehicle. Not only does Maintenance Minder alert you as to when your oil change service is due, it also conveniently bundles other vehicle system or component services to make your service visits as convenient as possible.

The Acura RLX Complimentary Maintenance is quite simple; when the Maintenance Minder indicates that a service is required within the first four years or 80,000 km (whichever occurs first), that service will be completed at no charge to you. It is no longer necessary to keep track of elapsed time or kilometers driven since your last service, as the Maintenance Minder will illuminate when service is required.

# MAINTENANCE MINDER



1. Shows MAINTENANCE MAIN SYMBOL ("alpha").
2. Shows MAINTENANCE SUB-SYMBOL ("numeric").

## MAINTENANCE MAIN SYMBOL

- A Replace engine oil.\*
- B Replace engine oil\* and filter.
  - Service front and rear brakes.
  - Inspect tie rod ends, steering gear box, boots and drain plug.
  - Inspect suspension components.
  - Inspect driveshaft boots.
  - Inspect brake hoses and lines (including ABS/VSA®).
  - Check all fluid levels, condition of fluids and check for leaks.
  - Inspect exhaust system.
  - Inspect fuel lines and connections.
  - Check expiration information for Tire Repair Kit bottle.

## MAINTENANCE SUB-SYMBOL

A numeric symbol will illuminate beside the main alpha symbol. All of the symbols are listed below, however, it is anticipated that only 1, 2 and 3 will appear between 1 and 80,000 km.

- 1 Rotate tires,\*\* inspect for wear and adjust pressure.
- 2 Replace air cleaner element.
  - Replace dust and pollen filter.
- 3 Replace transmission fluid—use only Genuine ATF DW-1.
- 4 Replace spark plugs.
  - Replace timing belt and inspect water pump.
  - Inspect valve clearance.
- 5 Replace engine coolant—use only Genuine Long Life Antifreeze/Coolant Type 2.
- 6 Replace Twin Motor Unit Fluid—use only Genuine ATF DW-1.\*\*\*

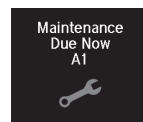
## EXAMPLE

**The alpha character "A" indicates that the following maintenance needs to be performed:**


"A" Replace engine oil.\*

**The numeric reference "1" indicates that in addition to the "A" service, you also require the following maintenance services:**

"1" Rotate tires,\*\* inspect for wear and adjust pressure.



Models with Navigation



Models without Navigation

\*Use only genuine 0W-20 motor oil.

\*\*Tires may require more frequent rotation depending on road conditions, alignment and driving habits.

\*\*\*Only applicable on RLX Sport Hybrid SH-AWD® trim.

# ENGINE OIL ICON

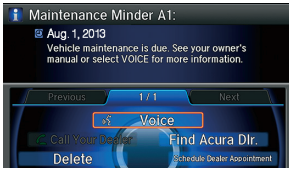


Models with Navigation



Models without Navigation

The engine oil life on your RLX may be viewed in several different ways. In the vehicle, you can cycle through the screens on the Multi-Information Display by using the right scroll wheel on the steering wheel until the current oil life is displayed. In addition, for vehicles with an active AcuraLink™ Connect subscription†, the oil life can be viewed on the vehicle information page on the AcuraLink web portal, as well as on the AcuraLink Connect app (available with iOS and Android devices, for more information on AcuraLink, please visit <http://acura.ca/owners/acuralink> or call **1-855-335-5463**).



When the engine oil life is 15 percent, you will see the message “SERVICE DUE SOON” or “Maintenance Due Soon,”† as well as a complete list of other maintenance symbols that currently require service. For vehicles with an active AcuraLink Standard subscription†, a message will be available in your AcuraLink messages inbox, providing you with the opportunity to review the maintenance items required, to call or book an appointment with your preferred Acura Dealership or search for a nearby Acura Dealership. The ability to book an appointment with any Acura Dealership is also available from the AcuraLink Connect app.

When the engine oil life is 5 percent, you will see the message “SERVICE DUE NOW” or “Maintenance Due Now”† as well as the same symbols indicating other maintenance items requiring service. When this message appears on your Maintenance Minder, have the indicated maintenance performed as soon as possible. Your Acura Dealer will reset the display after completing the oil change and other required maintenance services. You will then see “OIL LIFE 100%” on the display when you turn the ignition switch to ON the next time. If the message “SERVICE DUE NOW” or “Maintenance Due Now”† does not appear more than 12 months after the display is reset, change the engine oil every year.

**IMPORTANT:** If you have the required service performed by an Acura Dealer and the display is not reset afterwards, please contact the Acura Dealer and/or Acura Client Services, and we will ensure that this service is performed. If the display is not reset properly, the system will not indicate the correct maintenance intervals, which can lead to serious mechanical problems. As a result, Acura Canada strongly recommends that you always have your vehicle serviced at an Acura Dealer, as this is the only place you will receive genuine Acura parts and service from factory trained Acura technicians.

If the indicated maintenance service is not completed and the remaining engine oil life has passed its service life, you will see the message “SERVICE PAST DUE” or “Maintenance Past Due.”† When this message appears on your Maintenance Minder, have the indicated service performed immediately.

†RLX with Technology Package, RLX with Elite package and RLX Sport Hybrid SH-AWD® only.

## ADDITIONAL RECOMMENDED CHECKS AND REQUIRED MAINTENANCE:

Although not included in the complimentary maintenance, Acura Canada recommends that customers personally check the following components in order to ensure that your RLX operates at peak performance.

| CHECK                        | TIMING         |
|------------------------------|----------------|
| Engine oil and coolant level | Each fuel stop |
| Brake fluid level            | Monthly        |
| Transmission fluid level     | Monthly        |
| Tire inflation and condition | Monthly        |
| All lights                   | Monthly        |

Please also refer to your Owner’s Manual for required maintenance in addition to what is indicated by Maintenance Minder.

# FOUR YEAR COMPLIMENTARY MAINTENANCE

## 1. PROGRAM

The terms and conditions of Acura's Four Year Complimentary Maintenance Program are set forth in this document.

### COVERAGE

Acura will cover the cost of parts and labour only for the following maintenance services for Eligible Vehicles in accordance with the symbol displayed in the Maintenance Minder™ for a period of four years from the date of the original purchase of the Eligible Vehicle by the first Eligible Owner or 80,000 km (whichever occurs first).

### MAINTENANCE MINDER

The Maintenance schedule for the Acura RLX is based on the driving distance and engine rpm. The onboard computer in the RLX judges driving conditions and habits and calculates the engine oil life. As well, the Maintenance Minder indicates when other scheduled maintenance items require service by displaying a symbol in the Multi-Information Display. The Multi-Information Display will display the Maintenance Main Symbol ("alpha") as well as the Maintenance Sub-symbol ("numeric").

### MAINTENANCE ITEMS

The following maintenance items are covered under the Program for each maintenance symbol displayed by the Maintenance Minder of the Eligible Vehicles.

**Note:** It is not anticipated that the numeric codes for Sub-services 4 and 5 will be displayed by the Maintenance Minder during the coverage period, but the services will be covered in the unlikely event that the Maintenance Minder displays these numeric symbols during the coverage period. Furthermore, maintenance services will not be covered in the event that the Maintenance Minder is defective, but the Maintenance Minder will be repaired at no cost to the customer.

## 2. ELIGIBLE VEHICLES AND ELIGIBLE OWNERS

Only Eligible Vehicles designated by Acura from time to time and Eligible Owners designated by Acura from time to time shall be covered by the Program.

## 3. OBLIGATIONS OF ELIGIBLE OWNERS

Eligible Owners must have their Eligible Vehicles serviced in accordance with the recommended service displayed by the vehicle's Maintenance Minder system at an authorized Acura Dealer located in Canada. Acura will not cover any costs relating to the servicing of an Eligible Vehicle by a party who is not an authorized Acura Dealer located in Canada. For greater certainty, Acura Dealers located outside of Canada are not permitted to provide maintenance pursuant to this Program.

## 4. EXCLUSIONS

The following exclusions apply to the Program:

- Acura Canada shall not be responsible for any costs or expenses of any matter or item not specifically identified in the terms of the Program, including parts and labour for service not listed under the Maintenance Items in the Program, and
- All other exclusions listed in the Acura Owner's Guide to Warranty and Maintenance for Eligible Vehicles shall apply.

## 5. ACURA OWNER'S GUIDE TO WARRANTY AND MAINTENANCE FOR THE ELIGIBLE VEHICLE

The terms and conditions of the Acura Owner's Guide to Warranty and Maintenance for the Eligible Vehicle are incorporated herein by reference except as amended by the terms of the Program.

## 6. TRANSFER

This contract may be transferred to a purchaser of an Eligible Vehicle by following the procedures set out in the Acura Owner's Guide to Warranty and Maintenance for the Eligible Vehicle.

## 7. AMENDMENT

The terms and conditions of the Program may be amended by Acura from time to time by giving notice to Eligible Customers either by mail at the last known address or by posting a general notice to Eligible Customers on [www.acura.ca](http://www.acura.ca).

ACURA, A DIVISION OF HONDA CANADA INC.  
180 HONDA BOULEVARD, MARKHAM, ONTARIO, CANADA, L6C 0H9

