

# INTEGRA



2024 ACURA INTEGRA

## SPECIFICATIONS

### ENGINE

Engine	1.5-litre turbocharged inline-4 with VTEC®
Horsepower	200 hp @ 6000 rpm
Torque	192 lb.-ft. @ 1800-5000 rpm
Bore and stroke (mm)	73.0 x 89.5
Compression ratio	10.3:1
Idle stop	
Recommended fuel	Premium unleaded

### DRIVETRAIN

Continuously variable transmission (CVT) with steering wheel-mounted paddle shifters  
Integrated Dynamic System (IDS)

### CHASSIS

18" alloy wheels  
All-season tires: P235/40R18 91W  
Capless fueling system  
Electronic Parking Brake (EPB) with automatic brake hold  
Electric power-assisted rack-and-pinion steering (EPS)  
MacPherson strut front suspension  
Tire Repair Kit (TRK)

### ACTIVE SAFETY

4-wheel Anti-lock Braking System (ABS)  
Collision Mitigation Braking System™ (CMBS®)  
Electronic Brake-force Distribution (EBD)  
Forward Collision Warning (FCW) system  
Hill Start Assist  
Lane Departure Warning (LDW) system  
Road Departure Mitigation (RDM) system  
Tire Pressure Monitoring System (TPMS) with location and pressure indicators  
Vehicle Stability Assist (VSA®) with Traction Control

### PASSIVE SAFETY

Advanced Compatibility Engineering™ (ACE™) body structure  
Dual-stage, multiple-threshold front airbags (SRS)  
Front knee airbags  
Front side airbags  
Rear outboard passenger's side airbags  
Rear seat reminder  
Seatbelt reminder for all seating positions  
Side curtain airbags with rollover sensor system

### DRIVER ASSIST TECHNOLOGY

Adaptive Cruise Control (ACC) with Low-Speed Follow  
Blind Spot Information (BSI) system  
Rear Cross Traffic Monitor system  
Lane Keeping Assist System (LKAS)  
Traffic Jam Assist  
Traffic sign recognition

### EXTERIOR

A-SPEC™ exterior Sport Appearance Package  
Dual exhaust  
Front splash guards  
Heated power-adjusting side mirrors  
LED brake lights  
LED daytime running lights (DRL)  
Jewel Eye™ LED headlights with auto-on/off (high beam)  
LED fog lights  
LED taillights  
Power moonroof with tilt feature, auto-open/close, auto-reverse, key-off operation and sliding shade  
Speed-sensing, variable intermittent windshield wipers  
Tailgate spoiler

### COMFORT & CONVENIENCE

10.2" HD digital instrument cluster  
7-inch touchscreen display  
12-volt power outlet (front console)  
A-SPEC™ interior Sport Appearance Package  
Auto-dimming rearview mirror  
Driver attention monitor  
Dual-zone automatic climate control  
HandsFreeLink™-Bluetooth® wireless mobile phone interface with steering wheel-mounted controls  
Keyless access system  
Multi-angle rearview camera with dynamic guidelines  
Remote engine starter with vehicle feedback  
Smart Entry with Walk Away Auto Lock (front doors and tailgate)  
Steering wheel-mounted controls (cruise control, audio, telephone)  
Tilt and telescopic steering column  
USB device connector (front): (1) USB-A 2.5A Charging Port with Data Connectivity

### ENTERTAINMENT

Acura Premium Audio System with AM/FM tuner with MP3/Windows Media® Audio capability and 8 speakers  
Apple CarPlay® / Android Auto™  
Bluetooth® Streaming Audio

### SEATING & TRIM

60/40 split fold-down rear seatback  
8-way power adjustable driver's seat  
Heated front seats  
Heated leather-wrapped steering wheel  
Leatherette-trimmed seating surfaces  
Metal sports pedals

### FUEL ECONOMY (L/100km)

	City	Highway	Combined
A-SPEC™/ELITE A-SPEC™	8.1	6.5	7.4
ELITE A-SPEC™ MT	8.9	6.5	7.8

### EXTERIOR DIMENSIONS

	A-SPEC™	ELITE A-SPEC™	ELITE A-SPEC™ MT
Cargo volume – standard (L)	688	688	688
Gross vehicle weight rating (kg)	1850	1850	1820
Curb weight (kg)	1415	1434	1399
Fuel tank capacity (L)	46	46	46
Ground clearance (mm)	110.3	109.21	108.59
Headroom – front/rear (mm)	956/925	956/925	956/925
Height (mm)	1410	1410	1410
Hip room – rear (mm)	1243	1243	1243
Legroom – front/rear (mm)	1074/950	1074/950	1074/950
Length (mm)	4735	4735	4735
Passenger volume (L)	2713	2713	2713
Shoulder room – rear (mm)	1422	1422	1422
Track – front/rear (mm)	1537.1/1566.6	1537.1/1566.6	1537.1/1566.6
Minimum turning radius (m) (Curb-to-Curb)	5.8	5.8	5.8
Wheelbase (mm)	2736	2736	2736
Width – mirrors folded (mm)	1830	1830	1830

ACURA.CA

## COLOUR + TRIM

### EXTERIOR



Apex Blue Pearl



Liquid Carbon Metallic




Lunar Silver Metallic



Majestic Black Pearl




Performance Red Pearl




Platinum White Pearl


### INTERIOR



Ebony Leatherette



Ebony Leatherette with Ultrasuede™



Red Leatherette



Red Leatherette with Ultrasuede™

### EXTERIOR colours

### INTERIOR A-SPEC™

### INTERIOR ELITE A-SPEC™

### INTERIOR ELITE A-SPEC™ MT

Apex Blue Pearl			Ebony Leatherette with Ultrasuede™
Liquid Carbon Metallic	Ebony Leatherette	Red Leatherette with Ultrasuede™	Ebony Leatherette with Ultrasuede™
Lunar Silver Metallic	Ebony Leatherette	Ebony Leatherette with Ultrasuede™	Ebony Leatherette with Ultrasuede™
Majestic Black Pearl	Red Leatherette	Red Leatherette with Ultrasuede™	Ebony Leatherette with Ultrasuede™ or Red Leatherette with Ultrasuede™
Performance Red Pearl		Ebony Leatherette with Ultrasuede™	Ebony Leatherette with Ultrasuede™
Platinum White Pearl	Ebony Leatherette	Red Leatherette with Ultrasuede™	Ebony Leatherette with Ultrasuede™

## PACKAGES

### INTEGRA ELITE A-SPEC™ PACKAGE

(Adds to and/or replaces Integra A-SPEC™ features)

- 12-way power adjustable driver's seat
- 4-way power adjustable front passenger's seat
- 4G LTE Wi-Fi hotspot
- 9-inch touchscreen display
- Active Sound Control (ASC)
- Adaptive Damper System
- Alexa Built-in
- Driver's seat position memory (2 positions)
- ELS Studio® 3D Premium Audio System with AM/FM/SiriusXM™/MP3/Windows Media® audio capability and 16 speakers including split subwoofer
- Front and rear parking sensors
- HD Radio™ ready
- Head-up display (HUD)
- Heated rear seats
- Integrated Dynamic System (IDS) with Individual mode
- Keyless access system with Acura Personalized Settings
- Low-speed braking control
- Rain-sensing, speed-sensing, variable intermittent windshield wipers
- Ultrasuede™/leatherette-trimmed seating surfaces
- USB device connector (front): (1) USB-A 2.5A Charging Port with Data Connectivity; (1) USB-C 3A (Charge Only)
- USB device connector (rear): (2) USB-A 2.5A (Charge Only)
- Interior LED ambient lighting
- Wireless Apple CarPlay®/Android Auto™
- Wireless smartphone charging

### INTEGRA ELITE A-SPEC™ MT PACKAGE

(Adds to and/or replaces Integra ELITE A-SPEC™ features)

- 6-speed manual transmission (MT) with rev-match control
- Limited slip differential

ELITE A-SPEC™ MT Package does not include Traffic Jam Assist, Low-Speed Follow or remote engine starter with vehicle feedback.